


Sept.
2019



Buckeye Beauty


This makes a 12" block and is a circa 1929 pattern!

Please abide by the Terms and Conditions of use! :o)



Each block needs six different calicoes and two different cream/tans!

** Preparing the Pieces and Sewing the Block **



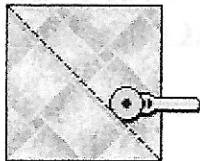
Each block will need four different 3-1/2" squares...




From two also different 6-7/8" squares cut half square triangles. You will need one of each color per block...




Mark and cut the Color 6 3-1/2" x 14" strip into four 3-1/2" squares...



Cut the Color 8 6-7/8" square in half once on the diagonal to make two half square triangles...



Sew the Color 7 and calico 3-1/2" squares together into four patches, using a scant 1/4" seam. Press all seams to darker sides. Trim this unit to measure 6-1/2" if needed. Make two units like this...(The other will have other calicos)



Sew the Color 8 and calico half square triangles together to make half squares, again using a scant 1/4" seam, and pressing to the dark side. Trim this unit to measure 6-1/2" if needed. Make two units like this...(The other will have another calico)

...

...on to Page 2!